






















Bicycle Safety - Caldwell County

Please circle which face goes best with each of the following statements about what you learned today.

Statements	I agree	I agree a little	I do not agree
Look both ways before pulling out into the street on your bicycle.			
Stop at stop signs.			
Use a hand signal to show you are turning right or left.			
Do not ride your bicycle the wrong way on a one way street.			
Never ride double on a bicycle.			
Make sure your shoe laces are tied.			
Always wear a bicycle helmet.			
Look over your shoulder before moving around something.	